



GARAGE TUFF

by Fusion Resins





ABOUT US

Fusion Coatings is a family run business which specialises in garage floor coatings. With many years of experience working on flooring solutions including domestic garage floors we found there was no dedicated coating specifically designed for the garage floor environment in the UK.

Garage Flooring

We understand that the garage area of your home is becoming an extremely useful space, from parking your car, home office, gymnasium or possibly a multi usage space. We also know that the UK weather is not reliable so you may not wish to leave your possessions on the front lawn for too long.

With over a one thousand garage floor installations in the UK behind us we can honestly say we have seen every possible type of garage floor and we know how to approach and advise you to get the finish you are looking for.



Design

We have carried out substantial design and testing on various formulas to enable us to develop the best possible solutions for your garage floor, from installation to aftercare by using our range of resin products. You can tailor your floor at will, we already have versatile colour blends loved by thousands of customers like you throughout the UK.



Personal

We offer a totally personal service from initial enquiry through to installation and beyond and because we only supply and install our own range of products you can have the complete confidence in our 25 year guarantee.



Nationwide

Our service is nationwide for supply and installations and in the case of installations, floors are installed in one day and ready to use that evening, allowing you to move your possessions back into your garage before the weather changes, and avoiding general inconveniences!





GARAGETUFF MMA RESIN

Our GarageTuff MMA resin system has been specifically designed for use in the garage floor environment and by combining our products with our highly skilled installation teams we can provide the highest standard of garage floor installation.

It can completely transform your existing garage floor from a dusty, damp, dirty floor to a wonderful seamless clean decorative floor in just ONE day.

GARAGETUFF SYSTEM

Our GarageTuff system has unique properties to provide the most durable resin product on the market for garage flooring. During the installation process our GarageTuff Primer penetrates your existing substrate to provide a long-lasting bond, then with each subsequent coat of GarageTuff Resins which goes through the same curing process we finish with extremely durable garage floor coating.

Once you have our system installed you can enjoy all the benefits of GarageTuff weather you use the garage space to park your car, as a gymnasium, office space or may be a multiuse space.

You will find that looking after your new garage floor is so easy, due to the floor being seamless you can use a mop with our Resinclean product to keep your floor looking brand new for decades.






PROPERTIES

PROPERTIES	FUSIONS MMA GARAGETUFF	EPOXY RESIN	FLOOR PAINT
When can any additional coats be installed?	45 minutes	24 hours	24
When can I walk on my garage floor?	45 minutes	24 - 72 hours	hours
When will my garage coating be at full strength?	45 minutes	7 days	24
What resistance does the product have to common garage spills like oils and grease?	Excellent resistance	Good resistance	hours
Low temperature installation	Excellent		Poor resistance
Sensitive to moisture	down to -25 celsius	Very poor	24
Thickness	Excellent	Reasonable to moisture	Poor
Weather UV resistance	to moisture	0.5mm - 10mm	hours
Guarantee	2.5mm - 4mm	Poor	Very poor to moisture
	Excellent	12 months plus	0.1mm - 1mm
	10 years plus		Okay
			None

The chart is only a guide to other standard products


FLOORING COLOURS



Red

Blue

Light Grey




Mushroom

Dark Grey

Black

+ Many more and the option to design your own look





BEFORE

AFTER

PROCESS INFORMATION - 8:30 AM - 5PM

- Our installation team would aim to be on site for 8.30am on the day of your installation and start the preparation work.
- The team will then begin to prepare the existing substrate using dust controlled diamond grinding equipment, we do this to remove any contamination in the top of the substrate and to allow our products to adhere more efficiently to the substrate
- The next stage would be to install our GarageTuff primer this is a key element of the installation process.
- We would then look to infill any cracks with our GarageTuff crack filler, this helps bind the substrate together.
- The team can now start to install the GarageTuff body coat, it is at this point we add the colour to your garage floor. Whilst the body coat is installed and is waiting to cure, we scatter the chosen flake colour into the system.
- After an hour, the team can then begin to sweep of the excess flake and vacuum the floor.
- We know use our specialist sanding machine to help remove any nibs from the flaked floor.
- Once the team are happy with the condition of the floor, they will then carry out the first sealcoat installation.
- Once the first coat is dry, we will run the sanding machine over the floor once more before installing the final seal coat. Usually by 5pm we are finished, and your Garage floor is ready for use.

KEY BENEFITS OF A GARAGETUFF RESIN SYSTEM

45 Minute drying time

Specifically designed to work in the garage environment

Available in various decorative colour blends

Extremely Durable coating

Excellent Resistant to Oil. Grease and Motor vehicle spills

Excellent Resistance to Tyre Marks

Anti-slip Properties

Fully waterproof

UV Stable

Seamless Floor

Same day use

Easy to clean

10-year Guarantee

TESTIMONIALS - GARAGETUFF

“ We are so delighted with our garage floor it has made such a difference to how we use the garage space. ”

Mr & Mrs Pascall – Essex

“ Amazing! What a transformation. ”

Mr Hall - Hampshire

“ The floor was so good I did not want to park my car in the garage for the first few days. ”

Miss Cleverly - Yorkshire

“ From my first enquiry the customer service has been outstanding well done Fusion and my garage floor is now dust free. ”

Mrs Austin - Worcestershire

“ Great job, team were lovely and worked extremely hard in awful weather conditions. ”

Mr & Mrs Kambo - Buckinghamshire

“ The garage floor is so cool, I now use this space for part gym part games room. ”

Mr Packash - Manchester



0208 003 0223
sales@fusionresins.co.uk
Unit 25A, Duttons Farm, Bangors Road, Iver, Bucks, SL0 0AY
www.fusionresins.co.uk

